




EXPORTING INSTRUCTIONS FOR FOLLOW YOUR MONEY

LAST REVISED: JANUARY 18, 2019

The **Follow Your Money (FYM)** dashboards are each made up of many charts. To export a crosstab (Excel CSV file) or data (Text file), you need to have the chart you want to export **in focus**. To do this, click on the chart you are interested in exporting the underlying data.




Follow Your MONEY

REQUEST FOR SERVICE
REPORT AN ISSUE

Departments Services City Officials Residents Visitors Businesses Online Services Important Updates Home

Crosstab Data Image PDF Export Help



Follow Your Money


Welcome to the City of Glendale's searchable expenditure database

Posted Data Through
1/18/2019 4:01 AM

To the right is an example showing the boundaries of the three charts on the **Departmental Expenditures** dashboard. You need to click inside the boundaries of one of the charts (shown in **red**) before you click on the **Crosstab** or **Data** icons in the Export Bar (shown below) in the upper right corner of the COG Web page.



NOTE: The ability to export to PDF is an upcoming enhancement to FYM and should be available soon.



Follow Your Money - Departmental Expenditures
Welcome to the City of Glendale's searchable expenditure database

Posted Data Through
1/18/2019 4:01 AM

Select a Fiscal Year
Using the drop-down list, to the right, select a Fiscal Year to review.
2019

Total Citywide Expenditures for FY2019
\$273,590,512.38

Departmental Expenditures (Citywide)

Select a Department highlighter or pie slice to drill-down to Division/Program. Unselect the Department highlighter or pie slice to reset all of the charts.

Department	Percentage
Budget and Finance	1.988%
City Attorney's Office	0.701%
City Auditor	0.068%
City Clerk	0.124%
City Court	0.088%
City Manager's Office	0.230%
Community Services	0.138%
Debt Service	0.000%
Development Services	1.000%
Economic Development	0.000%
Engineering	1.239%
Field Operations	0.000%
Fire Services	20.000%
Grant Non-Departmental	0.000%
Human Resources	0.100%
Innovation and Technology	1.000%
Mayor & Council Office	0.000%
Non-Departmental	0.000%
Police Services	20.000%
Public Affairs	0.000%
Public Facilities/Rec&Spec Evt.	0.000%
Transportation	0.000%
Water Services	10.000%

Budget and Finance

Division / Program Expenditures

Click on a horizontal bar to filter in the Expenditure Transaction Detail report below. Unselect the horizontal bar to return to viewing all Division/Program Expenditures

Division / Program	Amount
Accounting Services	
Budget and Research	
Budget&Finance Administration	
CIP_Budget and Finance	
Customer Service	
Grants Administration	
License/Collection	
Other Fees	
Procurement	

Expenditure Transaction Detail for Dept: Budget and Finance, Div/Prog: All

Fund-Dept/Division/Program	Expenditure Type	Account Desc	Amount
Grand Total			\$5,438,093.88
Citywide ERP Solution Budget and Finance CIP_Budget and Finance	Capital Expenses	Construction Work in Progress	\$1,291,500.96
Citywide ERP Solution Budget and Finance CIP_Budget and Finance	Capital Expenses	Non Capital Expense Proj Ldg	\$182,697.13
Citywide ERP Solution Budget and Finance CIP_Budget and Finance	Operating Expenses	Allocated Retirement Expense	\$27.62
Citywide ERP Solution Budget and Finance CIP_Budget and Finance	Operating Expenses	ER-Medicare Exp	\$3.40
Citywide ERP Solution Budget and Finance CIP_Budget and Finance	Operating Expenses	Overtime Pay	\$1,113.09
Citywide ERP Solution Budget and Finance CIP_Budget and Finance	Operating Expenses	Social Security - City Share	\$14.52
Citywide ERP Solution Budget and Finance CIP_Budget and Finance	Operating Expenses	Temporary Pay	\$81.49
General Fund Budget and Finance Accounting Services	Operating Expenses	Allocated Retirement Expense	\$65,546.96
General Fund Budget and Finance Accounting Services	Operating Expenses	Authorized Salaries	\$537,230.14
General Fund Budget and Finance Accounting Services	Operating Expenses	Employee Benefits	\$71,470.88